

# PANICKKER SWITCHGEAR

## LOAD BREAK SWITCH PANELS

Sheet steel covered high voltage switchgear for Indoor and Outdoor applications for nominal voltage 12, 24, 36 kv.

### FULLY TESTED AT CPRI & KEMA FOR 650 MVA AT 12KV E3 DUTY TESTED BY

1. KEMA OF HOLLAND FOR FAULT MAKE AT 80KA PEAK
2. KEMA OF HOLLAND & CPRI FOR LOAD BREAK AT 630A FULL LOAD AT 0.1PF
3. CPRI FOR SHORT TIME CURRENT RATING OF 40KA FOR 3 SEC (69KA FOR 1 SEC)
4. ALL PANELS ARE TESTED FOR 1P 55.



36 Kv Panel Indoor



24 Kv Panel Indoor



12 Kv RUM Indoor

The design corresponds to the latest specification IEC 62271 - 200

The Panel is extensible.

The construction is based on the latest development of insulation for switches and switchgear.

AIR BREAK Panel is unique equipped with E3 category LBS. They can be used for either Indoor or Outdoor applications. Unauthorised operations are prevented by effective interlocking, pad locking and handle locks.

For outdoor application canopy will be provided.

## PANICKKER SWITCHGEAR P. LTD.

### Regd. Office & Works :

Thandalam PO, NH 4, Sriperumbudur - 602105,  
Ph: 0091-44-27156175, 27156245. Fax: 091-44-27156176.

### Administrative Office:

25, Janakiram Colony Main Road, Arumbakkam,  
Chennai - 600 106.

Ph: 0091-44-24758231, 24750554. Fax: 0091-44-24754596.

E-Mail : [info@panickker.com](mailto:info@panickker.com), Website : [www.panickker.com](http://www.panickker.com)

## SECTION 1 LBS

### Rated Voltage 12kV or 24kV or 36kV

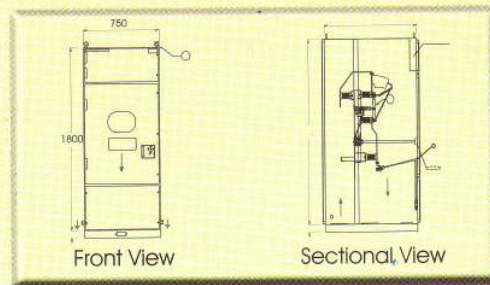
Transformer-Switch Section with fused on-load isolator equipped with spring assisted mechanism (F) or tripping device (SEA).

Type ZLDT-1 12/630 F                      Type ZLDT-1 12/630 SEA

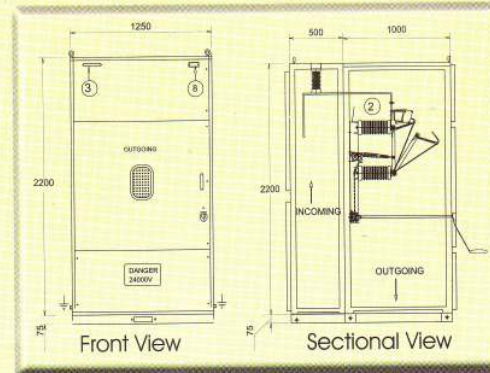
Type ZLDT-1 24/630 F                      Type ZLDT-1 24/630 SEA

Type ZLDT-1 36/630 F (or)              Type ZLDT-1 36/630 SEA

Earthing Switch with making capacity and Shunt Trip Coil can be provided on request on EA Models.



12 Kv Panel



24 Kv Panel

## SECTION 2 LBS RMU

### Rated Voltage 12kV or 24kV or 36kV

Ring Main Unit with two air-insulated load break switches as incomers and one load break switch with fuses as Outgoing.

Type ZLDT-1 12/630 F & SEA

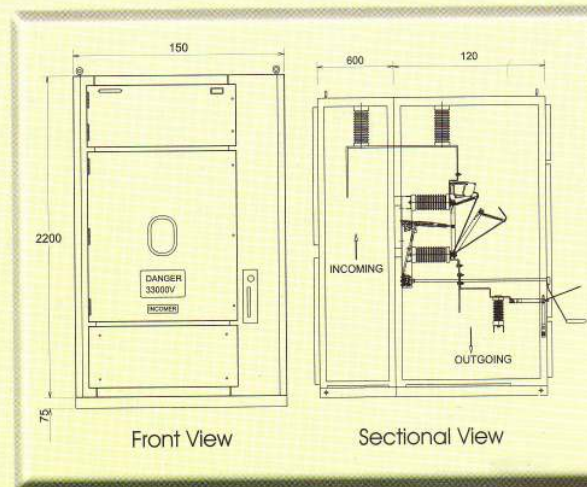
Type ZLDT-1 24/630 F & SEA

Type ZLDT-1 36/630 F & SEA

Earthing Switch with making capacity and Shunt Trip Coil can be provided on request on EA Models.



12 Kv Panel



36 Kv Panel

## TECHNICAL DATA

	ZLDT-1 12/630	ZLDT-1 24/630	ZLDT-1 36/630
Rated voltage	$U_n$ 12 kV	24 kV	36 kV
Rate current	$I_n$ 630 A	630 A	630 A
Rate peak current	$I_{dyn}$ 100 kA <sub>s</sub>	67.5 kA <sub>s</sub>	67.5 kA <sub>s</sub>
Rated short-time current	$I_{th}$ 40 kA	27 kA	27 kA
Rated short-circuit making capacity	$I_{ma}$ 100 kA <sub>s</sub>	67.5 kA <sub>s</sub>	67.5 kA <sub>s</sub>
Rated current of the bus bar	$I$ 630 A	630 A	630 A
Basic insulation level	75 kV	125 kV	170 kV
Breaking currents (to VDE 0670/part 3 and IEC 265)			
Rated mainly active load breaking capacity ( $\cos\theta=0.7$ )	$I_1$ 630 A	630 A	630 A
Rated closed loop breaking capacity ( $\cos\theta\leq 0.3$ )	$I_2$ 630 A	630 A	630 A
Rated transformer off-load breaking capacity ( $\cos\theta\leq 0.15$ )	$I_3$ 120 A	80 A	40 A
Rated single capacitor bank breaking line-charging ( $\cos\theta\leq 0.15\text{cap}$ )	$I_4$ 90 A	50 A	20 A
Rated line-charging breaking capacity ( $\cos\theta=0.7$ )	$I_5$ 90 A	50 A	20 A
Rated cable charging breaking capacity ( $\cos\theta<0.1\text{cap}$ )	$I_6$ 90 A	50 A	20 A

As continuous developments are made to all Panickker products, equipment supplied may differ in details from that described above.